

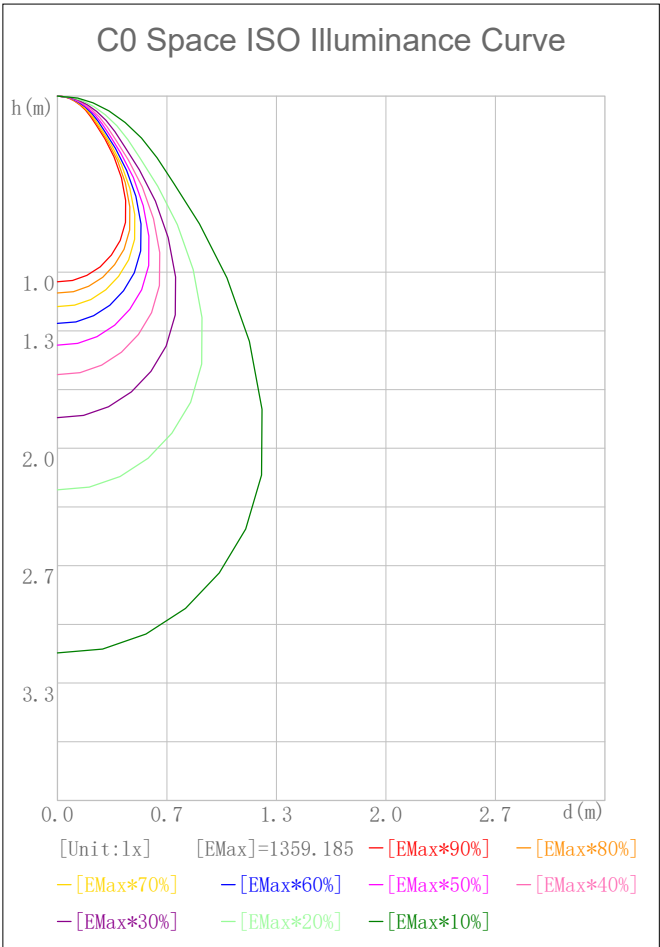
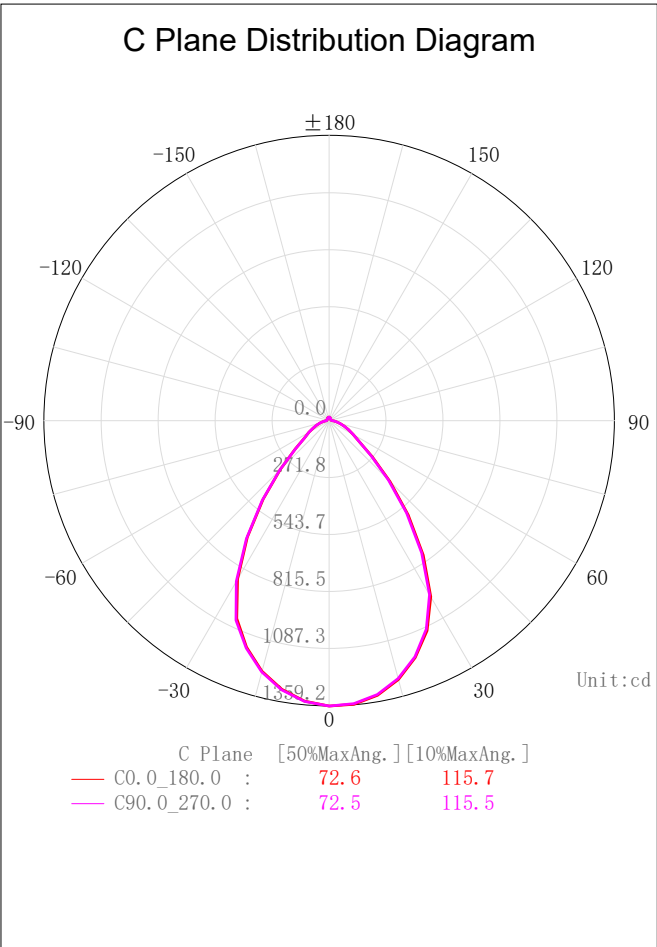
Indoor Luminaire Photometric Data

Description Information

Luminary Name: PD07-25-XX-01 2700K RA90 白色		Lum. Catalog:	Test ID: 01
Lamp Name:		Lamp Catalog: LED	Test Date: 2022/10/09
Manufacture: Shenzhen Norming Lightin		Shld. Ang(° ):	Test Machine:GON-2000
Test Lab: Quality Departmnt		Frequency (Hz):	Lamp CCT (K): Ra:
Lum. Size (W*L*H):0.083m*-0.083m*0.000m		Lum. Area (m2):0.005	Lum. W (kg): 0.000
Test System: C, γ	Test Step: C=90.0 γ=5.0	Temp. (°C): 25	Humidity(%):

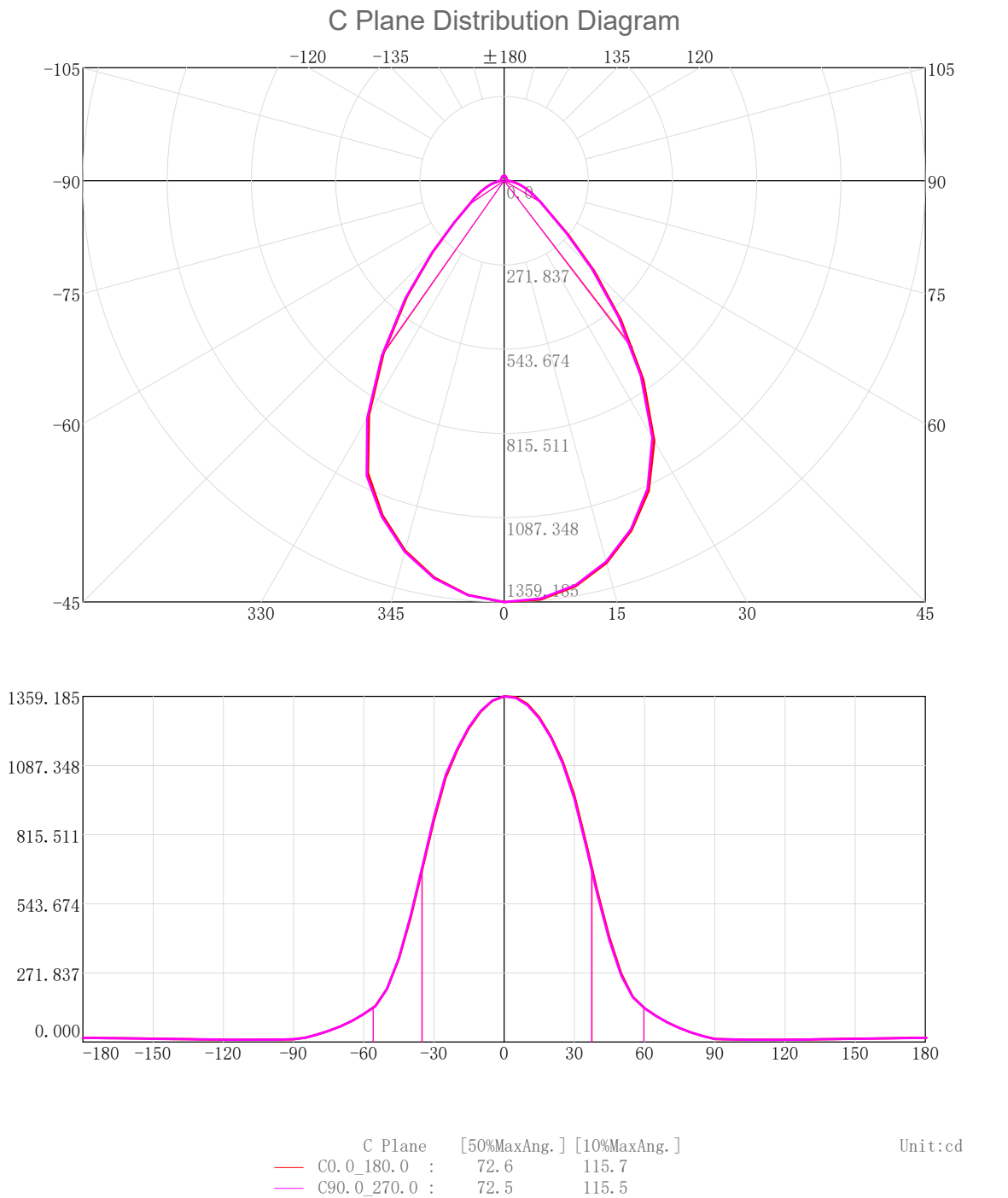
Character Parameter

Lamp Speciality Parameter		Luminaire Speciality Parameter	
Rated Flux(lm): 2101.610	Luminary Flux(lm): 2101.607	Field Angle(10%Imax): 115.7(° )	
Rated Power(W):	Luminary Efficiency: 100.00%	Down Lumens&Percent: 2032.596lm 96.72%	
Rated Voltage(V):	Luminary EER(lm/W): 91.494	Up Lumens&Percent: 69.011lm 3.28%	
Tested Power(W): 22.970	Max. Candela(cd): 1359.185	S/MH: C0_a180=1.063 C90_270=1.063	
Lamps' Inside: 1	Max Cand@Ang. (° ) : C=0.0 γ=0.0	CIE Type: Semi-Direct	
Tested Electrics (V, A, pf):239.7, 0.100	Beam Angle(50%Imax): 72.6(° )	ErP ϕ use(90° ): 1586.817lm	
Lamp Size (W*L*H):0.083m*-0.083m*0.000m	Left=-35.0° , Right=37.6°	IRF(%): 159.998	



2D Plane Light Intensity Distribution Curve

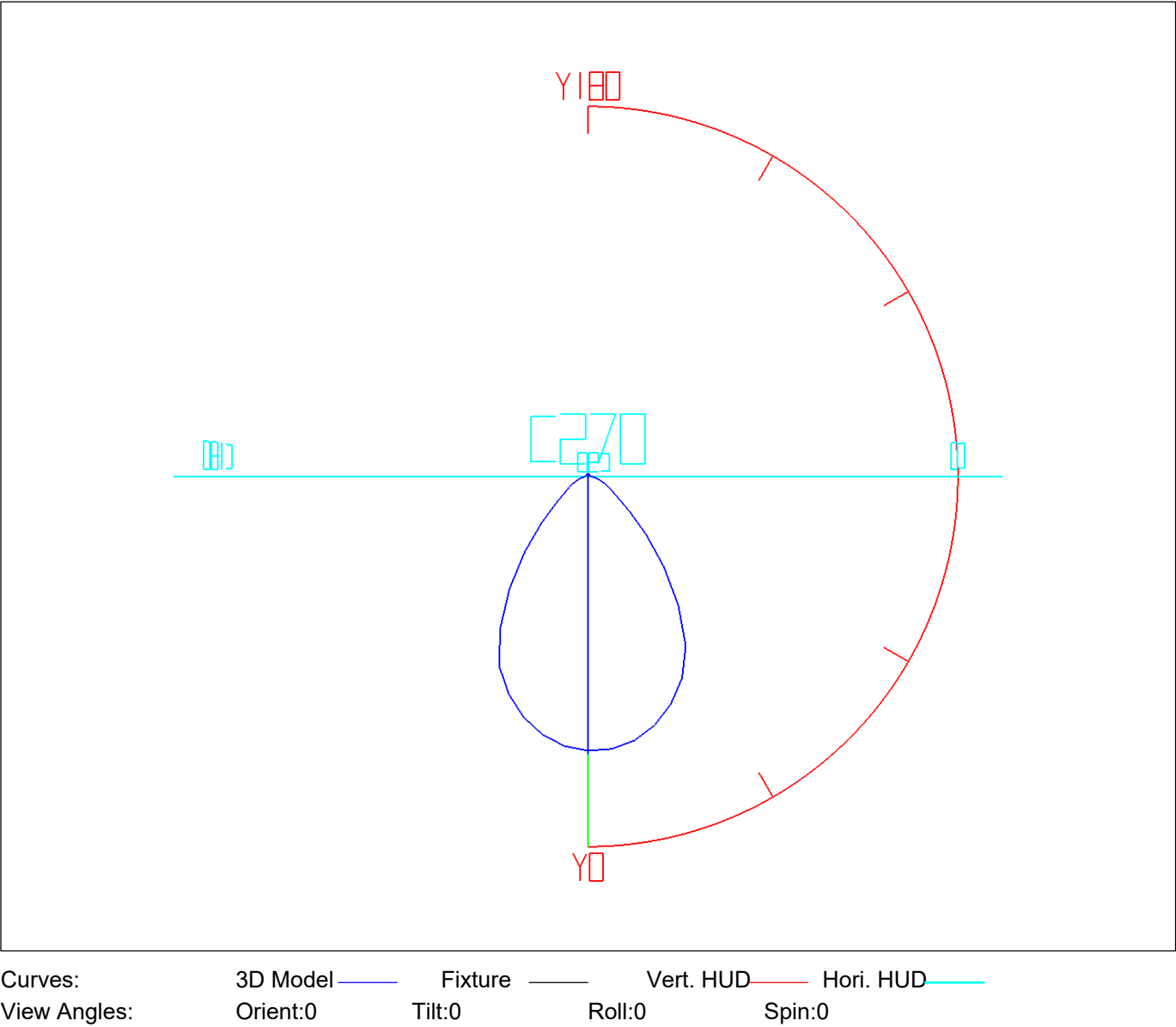
Lum. Name: PD07-25-XX-01 2700K RA90 白色	Lum. Catalog:	Test ID: 01
Lamp Name:	Lamp Catalog: LED	Test Lab: Quality Department
Manufacture: Shenzhen Norming Lightin	Test Machine:GON-2000	Test Date: 2022/10/09



3D Light Intensity Distribution Modal

Lum. Name: PD07-25-XX-01 2700K RA90 白色	Lum. Catelog:	Test ID: 01
Lamp Name:	Lamp Catelog: LED	Test Lab: Quality Departmnt
Manufacture: Shenzhen Norming Lightin	Test Machine:GON-2000	Test Date: 2022/10/09

3D Light Intensity Distribution Modal

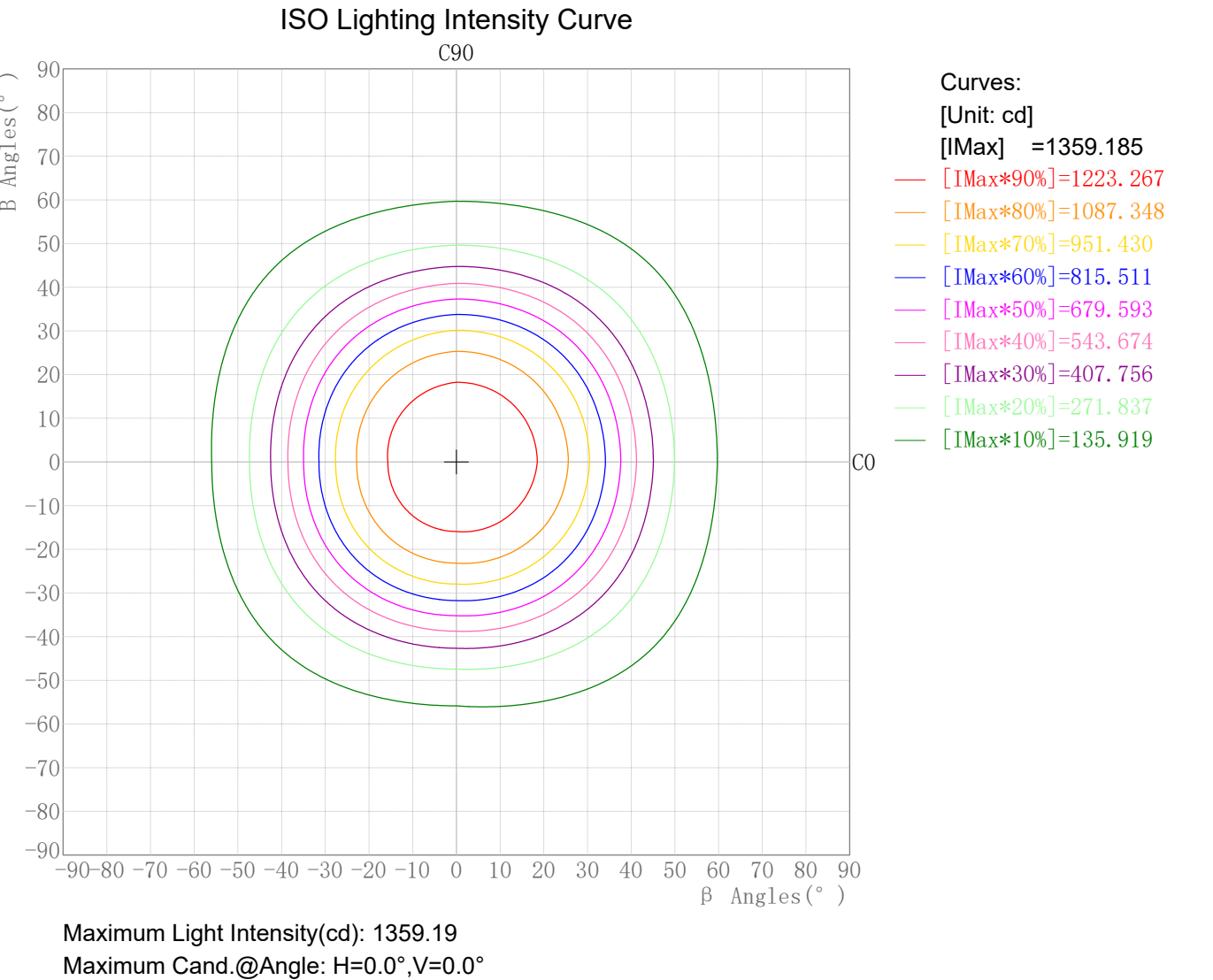


Zonal Flux Tabulation

Zone(γ)	Zone Flux (lm)	Sums Flux (lm)	Zone%Lamp	Sums%Lamp
0.0-5.0	32.37	32.37	1.54	1.54
5.0-10.0	95.22	127.58	4.53	6.07
10.0-15.0	152.41	279.99	7.25	13.32
15.0-20.0	200.30	480.29	9.53	22.85
20.0-25.0	235.68	715.97	11.21	34.07
25.0-30.0	252.18	968.15	12.00	46.07
30.0-35.0	242.90	1211.06	11.56	57.63
35.0-40.0	211.13	1422.19	10.05	67.67
40.0-45.0	167.18	1589.37	7.95	75.63
45.0-50.0	122.07	1711.44	5.81	81.43
50.0-55.0	86.28	1797.72	4.11	85.54
55.0-60.0	64.97	1862.69	3.09	88.63
60.0-65.0	52.18	1914.87	2.48	91.11
65.0-70.0	40.98	1955.85	1.95	93.06
70.0-75.0	30.97	1986.82	1.47	94.54
75.0-80.0	22.22	2009.04	1.06	95.60
80.0-85.0	14.71	2023.75	0.70	96.30
85.0-90.0	8.85	2032.60	0.42	96.72
90.0-95.0	6.10	2038.70	0.29	97.01
95.0-100.0	5.54	2044.24	0.26	97.27
100.0-105.0	5.15	2049.39	0.25	97.52
105.0-110.0	4.87	2054.27	0.23	97.75
110.0-115.0	4.68	2058.95	0.22	97.97
115.0-120.0	4.58	2063.53	0.22	98.19
120.0-125.0	4.54	2068.07	0.22	98.40
125.0-130.0	4.48	2072.55	0.21	98.62
130.0-135.0	4.45	2077.00	0.21	98.83
135.0-140.0	4.36	2081.36	0.21	99.04
140.0-145.0	4.14	2085.50	0.20	99.23
145.0-150.0	3.81	2089.31	0.18	99.41
150.0-155.0	3.44	2092.76	0.16	99.58
155.0-160.0	3.00	2095.76	0.14	99.72
160.0-165.0	2.46	2098.22	0.12	99.84
165.0-170.0	1.84	2100.06	0.09	99.93
170.0-175.0	1.15	2101.21	0.05	99.98
175.0-180.0	0.39	2101.61	0.02	100.00

Rectangle ISO Lighting Intensity Diagram

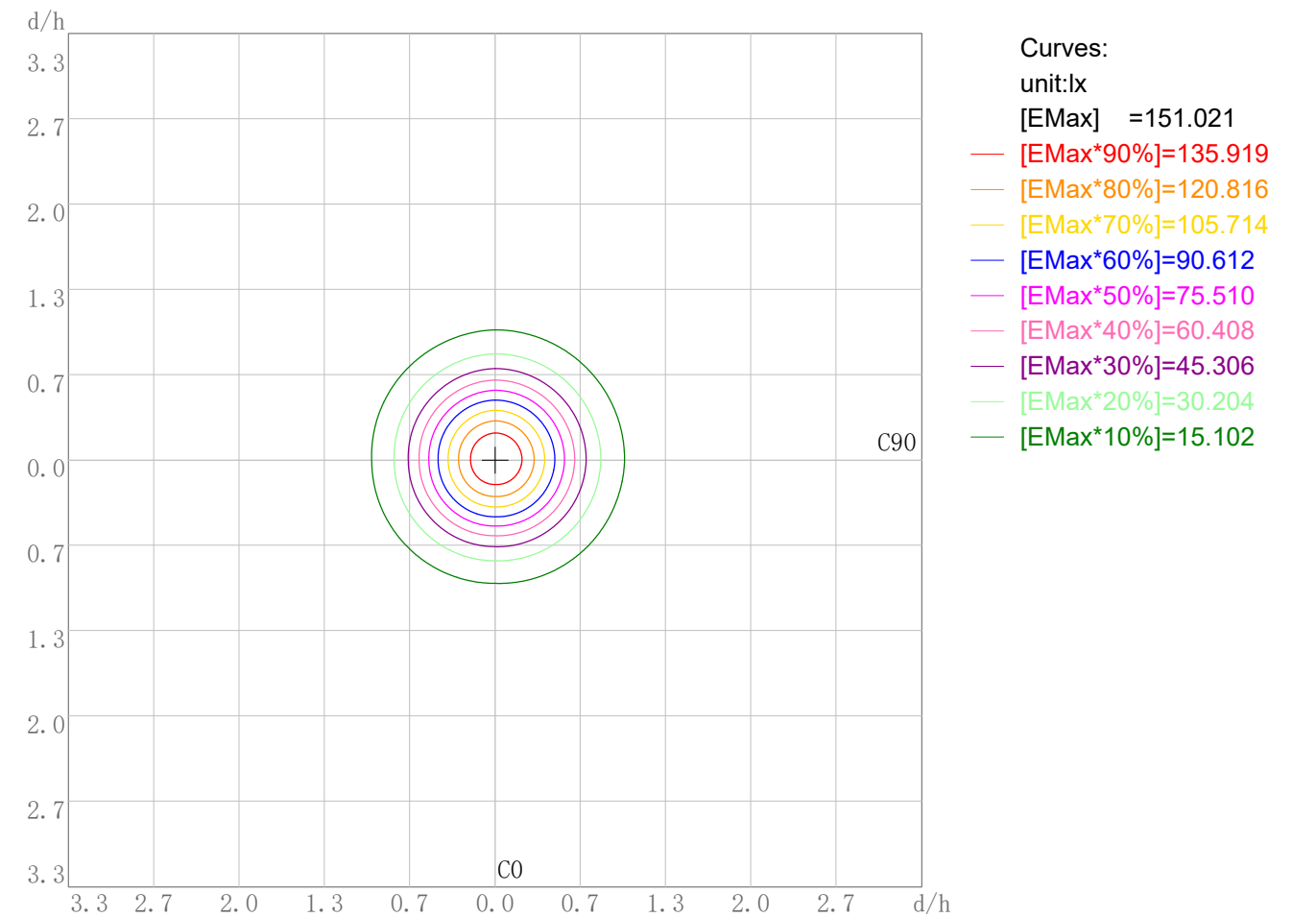
Lum. Name: PD07-25-XX-01 2700K RA90 白色	Lum. Catelog:	Test ID: 01
Lamp Name:	Lamp Catelog: LED	Test Lab: Quality Departmnt
Manufacture: Shenzhen Norming Lightin	Test Machine:GON-2000	Test Date: 2022/10/09



Plane ISO-Illuminance Diagram

Lum. Name: PD07-25-XX-01 2700K RA90 白色	Lum. Catalog:	Test ID: 01
Lamp Name:	Lamp Catalog: LED	Test Lab: Quality Department
Manufacture: Shenzhen Norming Lightin	Test Machine:GON-2000	Test Date: 2022/10/09

Plane ISO-Illuminance Curve

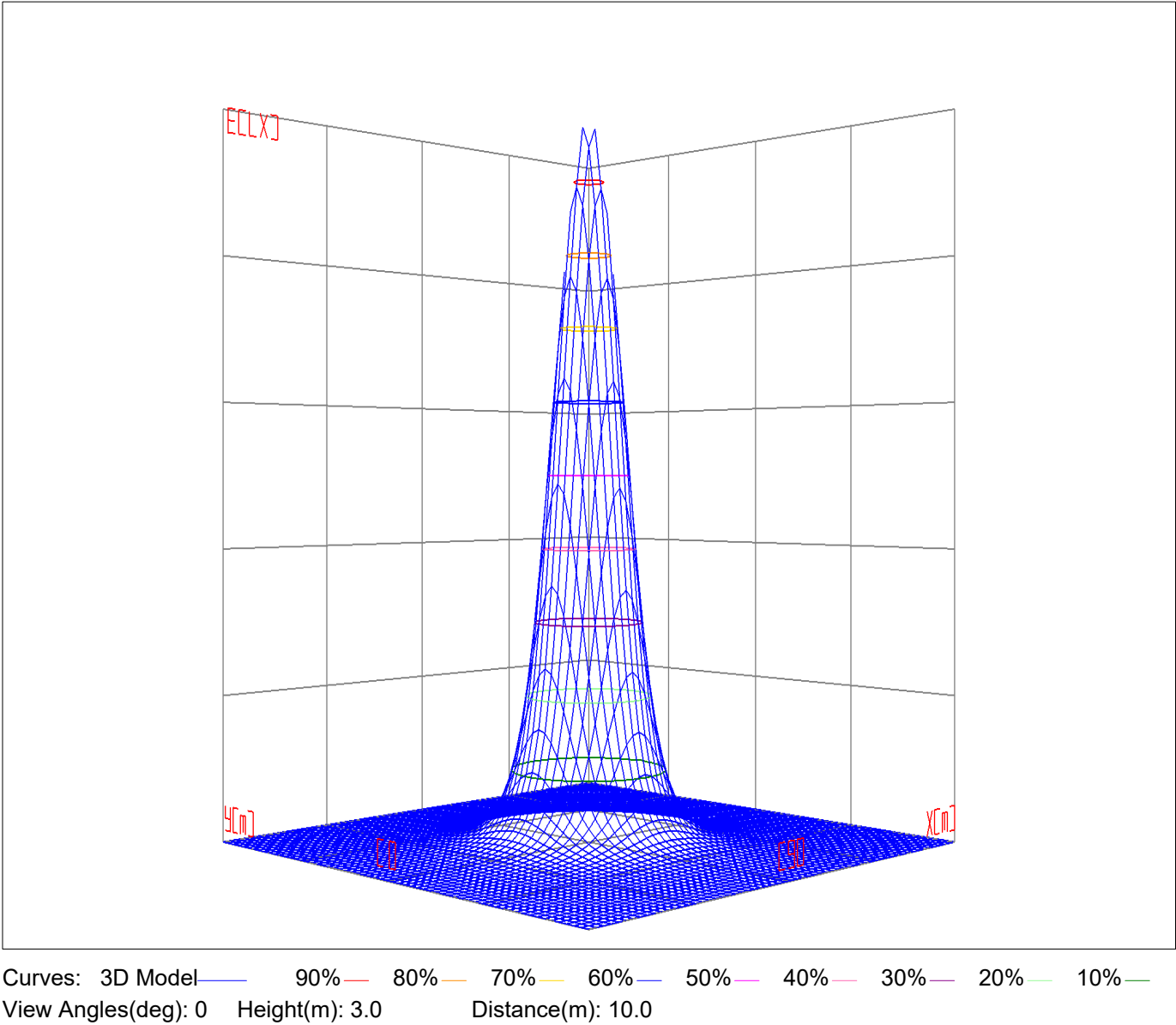


Working Plane Luminaire Mounting Height(m): 3.00  
Working Plane Maximum Illuminance(lx): 151.02  
Working Plane Maximum Illuminance Position(d/h):H0.0 V0.0

3D Plane ISO Illuminance Diagram

Lum. Name: PD07-25-XX-01 2700K RA90 白色	Lum. Catelog:	Test ID: 01
Lamp Name:	Lamp Catelog: LED	Test Lab: Quality Departmnt
Manufacture: Shenzhen Norming Lightin	Test Machine:GON-2000	Test Date: 2022/10/09

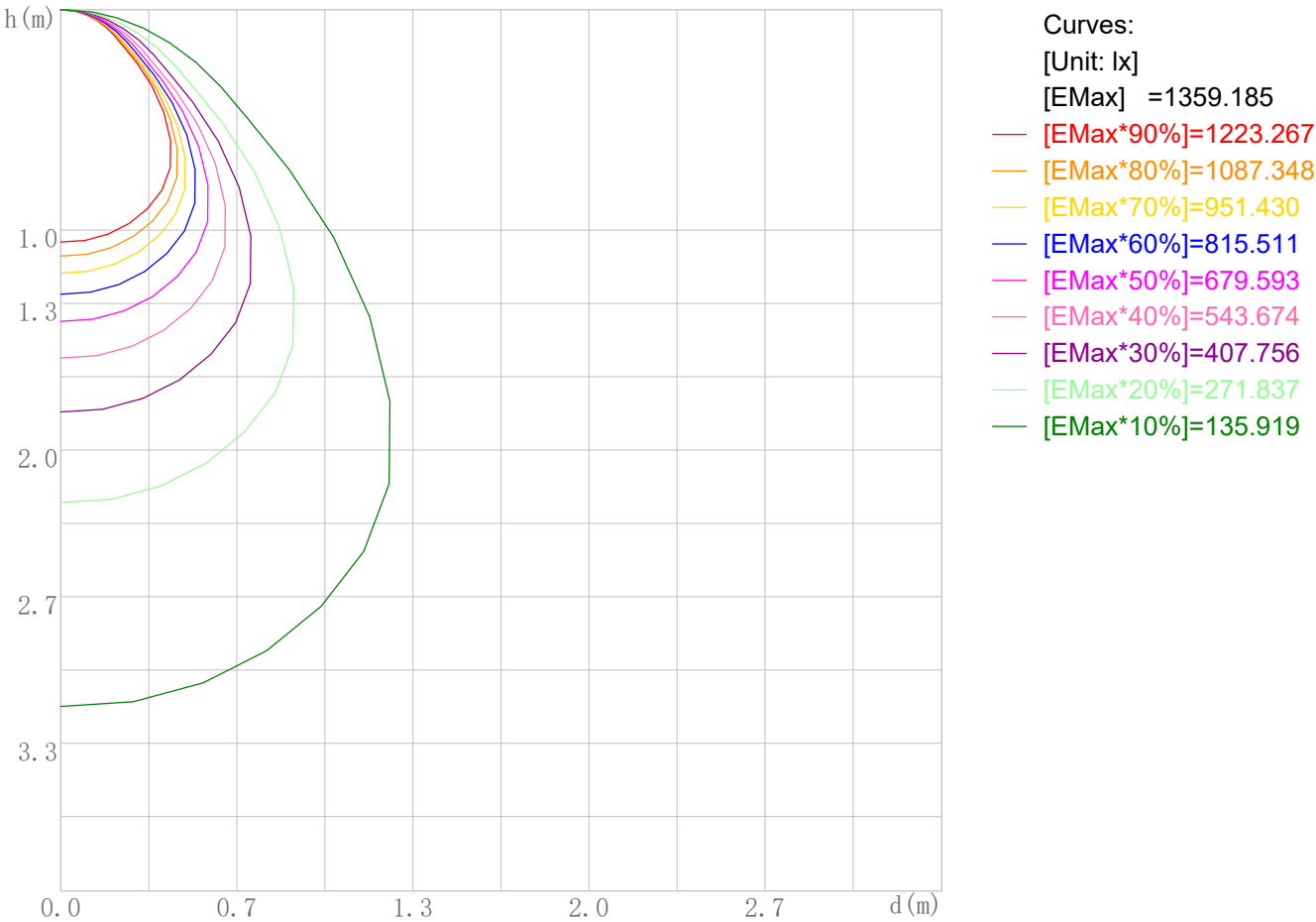
3D Plane Illuminance Modal



Space ISO Illuminance Diagram

Lum. Name: PD07-25-XX-01 2700K RA90 白色	Lum. Catelog:	Test ID: 01
Lamp Name:	Lamp Catelog: LED	Test Lab: Quality Departmnt
Manufacture: Shenzhen Norming Lightin	Test Machine:GON-2000	Test Date: 2022/10/09

Space ISO Illuminance Curve

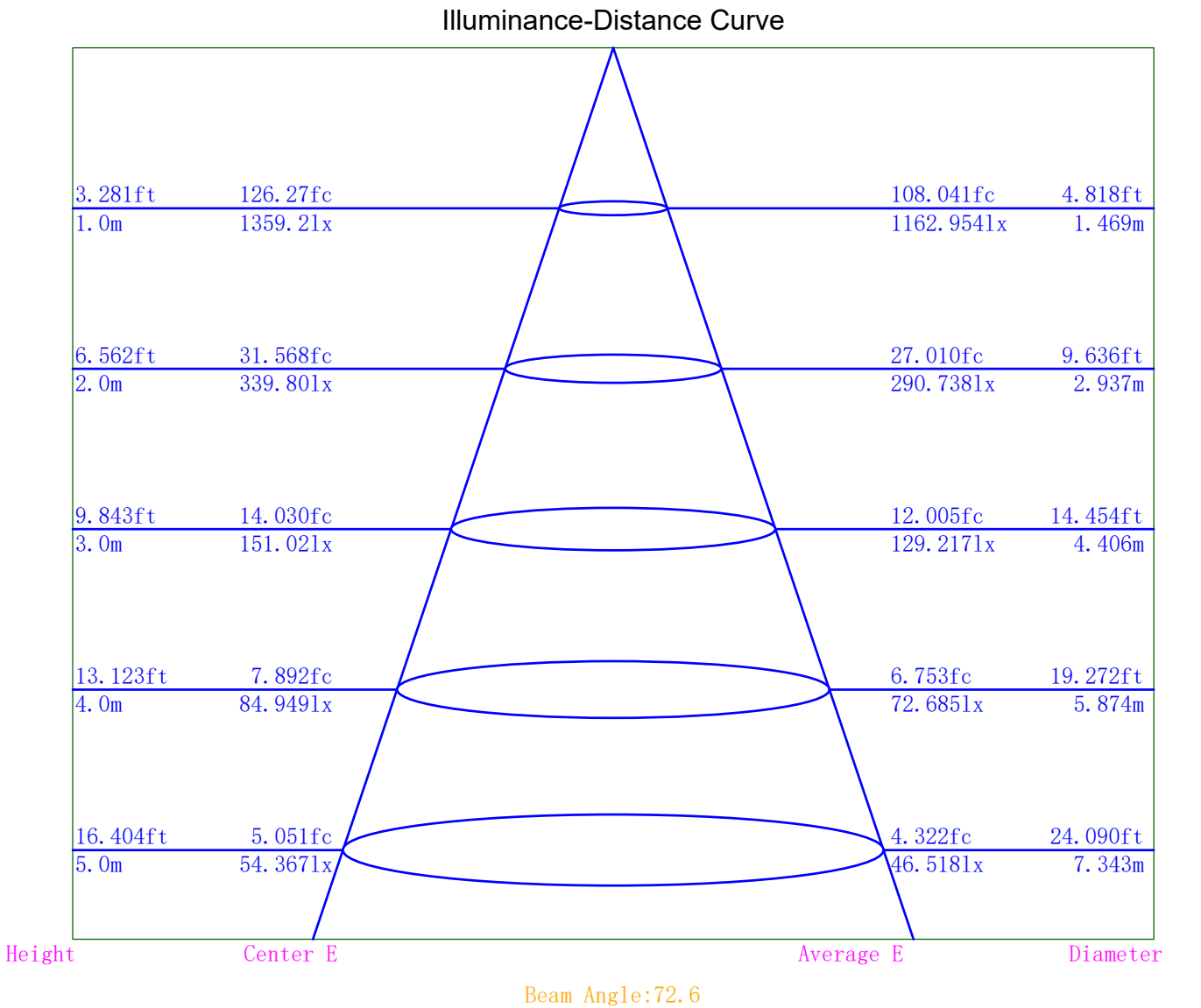


Space Plane Maximum Illuminance and @Angle:1359.19lx,0.0deg  
Plane Maximum Lighting Intensity and @Angle:1359.185cd,0deg



Illuminance-Distance Diagram

Lum. Name: PD07-25-XX-01 2700K RA90 白色	Lum. Catelog:	Test ID: 01
Lamp Name:	Lamp Catelog: LED	Test Lab: Quality Departmnt
Manufacture: Shenzhen Norming Lightin	Test Machine:GON-2000	Test Date: 2022/10/09



Indoor Luminance Limiting Curves

Lum. Name: PD07-25-XX-01 2700K RA90 白色	Lum. Catalog:	Test ID: 01
Lamp Name:	Lamp Catalog: LED	Test Lab: Quality Department
Manufacture: Shenzhen Norming Lightin	Test Machine:GON-2000	Test Date: 2022/10/09

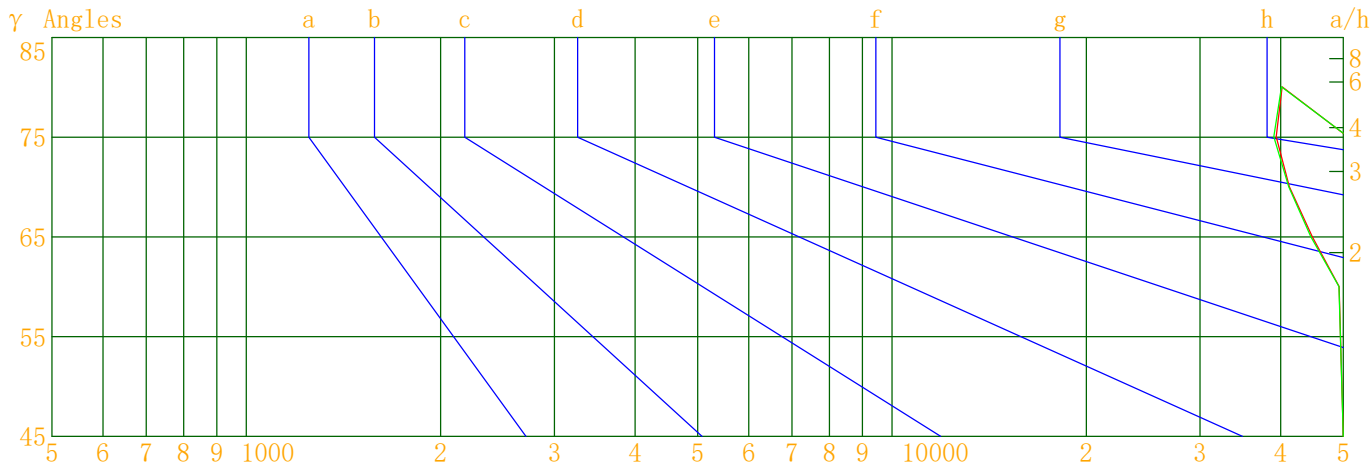
Glare Grade Table

GI	Quality	Using Illuminance							
1.15	A	2000	1000	500	<=300				
1.5	B		2000	1000	500	<=300			
1.85	C			2000	1000	500	<=300		
2.2	D				2000	1000	500	<=300	
2.55	E	a				2000	1000	500	<=300
			b	c	d	e	f	g	h

Luminance Table

Gama(deg)	45	50	55	60	65	70	75	80	85
C0	107126	77352	57268	49269	44763	41256	39363	40210	50591
C90	104355	75271	56732	49233	44530	41151	39034	40112	50670

Luminance Limiting Curve



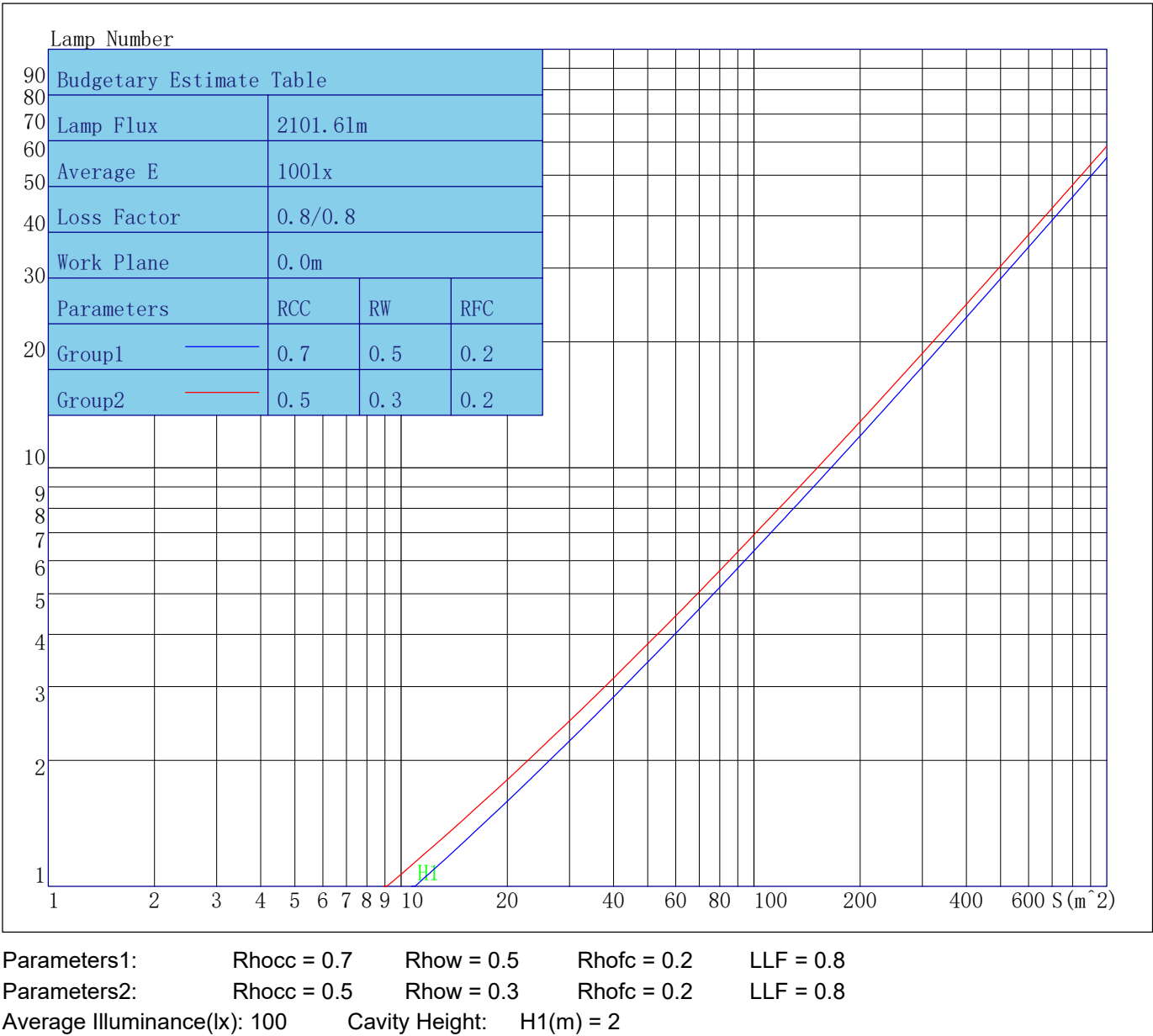
Luminous Size: Length(m)=-0.083 Width(m)=-0.083 Height(m)=0.000 Area(m^2)=0.005411

Luminous Type: Without Luminous Side

Luminous Curves: C0-C180 Color: C90-C270 Color:

Indoor Budgetary Estimate Table

Lum. Name: PD07-25-XX-01 2700K RA90 白色	Lum. Catalog:	Test ID: 01
Lamp Name:	Lamp Catalog: LED	Test Lab: Quality Department
Manufacture: Shenzhen Norming Lightin	Test Machine:GON-2000	Test Date: 2022/10/09



Indoor Coefficient of Utilization Table

Lum. Name: PD07-25-XX-01 2700K RA90 白色	Lum. Catelog:	Test ID: 01
Lamp Name:	Lamp Catelog: LED	Test Lab: Quality Departmnt
Manufacture: Shenzhen Norming Lightin	Test Machine:GON-2000	Test Date: 2022/10/09

Coefficients of Utilization - Zonal Cavity Method																		
Coef.	Effective Floor Cavity Reflectance RFC=0.20																	
RhoCC (%)	80				70				50			30			10			0
RhoW (%)	70	50	30	10	70	50	30	10	50	30	10	50	30	10	50	30	10	0
RCR	Coefficient of Utilization(%)																	
0	118	118	118	118	115	115	115	115	109	109	109	104	104	104	99	99	99	97
1	110	107	103	100	108	104	101	99	99	97	95	95	93	91	91	90	88	86
2	103	96	91	87	100	94	90	85	90	86	83	87	84	81	84	81	78	76
3	96	88	81	76	93	86	80	75	83	78	73	80	75	72	77	73	70	68
4	89	80	73	67	87	78	72	67	76	70	66	73	68	64	71	67	63	61
5	84	73	66	60	82	72	65	60	70	64	59	67	62	58	65	61	57	55
6	78	67	60	54	76	66	59	54	64	58	53	62	57	53	61	56	52	50
7	73	62	55	50	72	61	54	49	59	53	49	58	52	48	56	51	48	46
8	69	58	50	45	67	57	50	45	55	49	45	54	48	44	53	48	44	42
9	65	54	46	42	64	53	46	41	52	45	41	50	45	41	49	44	40	39
10	61	50	43	39	60	49	43	38	48	42	38	47	42	38	46	41	38	36

Unified Glare Rating Table

Lum. Name: PD07-25-XX-01 2700K RA90 白色	Lum. Catelog:	Test ID: 01
Lamp Name:	Lamp Catelog: LED	Test Lab: Quality Departmnt
Manufacture: Shenzhen Norming Lightin	Test Machine:GON-2000	Test Date: 2022/10/09

Unified Glare Rating Table

Ceiling RCC	0.70	0.70	0.50	0.50	0.30	0.70	0.70	0.50	0.50	0.30
Wall RW	0.50	0.30	0.50	0.30	0.30	0.50	0.30	0.50	0.30	0.30
Floor RFC	0.20	0.20	0.20	0.20	0.20	0.20	0.20	0.20	0.20	0.20
Room Size	Vewed crosswise					Vewed endwise				
X=2H    Y=2H	25.8	27.0	26.2	27.4	27.8	25.7	27.0	26.1	27.3	27.7
	26.5	27.6	26.9	28.0	28.4	26.4	27.5	26.8	27.9	28.4
	26.8	27.8	27.3	28.2	28.7	26.7	27.8	27.2	28.2	28.6
	27.1	28.0	27.6	28.5	29.0	27.0	28.0	27.5	28.4	28.9
	27.2	28.1	27.7	28.6	29.1	27.2	28.1	27.7	28.5	29.0
	27.4	28.3	27.9	28.7	29.2	27.3	28.2	27.8	28.6	29.2
X=4H    Y=2H	26.0	27.0	26.5	27.4	27.9	25.9	27.0	26.4	27.4	27.8
	26.9	27.7	27.3	28.2	28.7	26.8	27.7	27.3	28.1	28.6
	27.3	28.1	27.8	28.6	29.1	27.3	28.0	27.7	28.5	29.0
	27.8	28.4	28.3	28.9	29.5	27.7	28.4	28.2	28.9	29.4
	28.0	28.6	28.5	29.1	29.7	27.9	28.6	28.5	29.1	29.6
	28.2	28.8	28.8	29.3	29.8	28.2	28.7	28.7	29.3	29.8
X=8H    Y=4H	27.4	28.1	28.0	28.6	29.1	27.4	28.0	27.9	28.5	29.1
	28.0	28.5	28.6	29.1	29.7	28.0	28.5	28.5	29.1	29.7
	28.4	28.8	28.9	29.4	29.9	28.3	28.8	28.9	29.3	29.9
	28.7	29.1	29.3	29.7	30.3	28.7	29.1	29.2	29.6	30.3
X=12H    Y=4H	27.4	28.0	28.0	28.5	29.1	27.4	27.9	27.9	28.5	29.0
	28.1	28.5	28.7	29.1	29.7	28.0	28.5	28.6	29.0	29.6
	28.5	28.9	29.0	29.4	30.0	28.4	28.8	29.0	29.4	30.0
Variations with the objverver position at spacings										
S=1.0H	0.3/-0.3					0.3/-0.3				
S=1.5H	0.6/-0.6					0.6/-0.6				
S=2.0H	0.8/-0.8					0.8/-0.8				
Reduced UGR Table:										
Nordic Standard Table:	BK0					BK0				
Correction Value	2.0					2.0				

o the CIE Pub.117,data has been corrected,refers to the lamp’s lumens 8.2flm.

S

Candela Tabulation

V/H	C0.0	C90.0	C180.0	C270.0
γ 0.0	1359.19	1359.19	1359.19	1359.19
γ 5.0	1356.05	1352.97	1341.23	1342.41
γ 10.0	1328.31	1324.44	1299.38	1302.06
γ 15.0	1276.44	1272.08	1235.17	1239.17
γ 20.0	1200.79	1196.57	1148.18	1153.46
γ 25.0	1103.93	1095.80	1040.04	1049.55
γ 30.0	969.07	956.99	871.82	883.77
γ 35.0	782.13	769.34	677.87	687.03
γ 40.0	586.58	574.67	488.57	495.68
γ 45.0	409.85	399.25	326.80	330.22
γ 50.0	269.02	261.78	209.52	209.93
γ 55.0	177.72	176.06	142.28	140.99
γ 60.0	133.29	133.19	110.14	110.70
γ 65.0	102.36	101.82	83.18	83.87
γ 70.0	76.35	76.15	61.64	61.97
γ 75.0	55.12	54.66	44.06	43.98
γ 80.0	37.78	37.69	29.40	29.49
γ 85.0	23.86	23.89	17.11	17.30
γ 90.0	12.54	12.44	11.06	11.08
γ 95.0	11.14	10.55	10.06	10.31
γ 100.0	10.31	9.96	9.50	9.71
γ 105.0	9.37	9.14	9.57	9.47
γ 110.0	9.43	8.87	9.08	9.64
γ 115.0	9.25	8.99	9.35	9.34
γ 120.0	9.60	9.25	9.71	9.89
γ 125.0	9.79	9.54	10.32	10.52
γ 130.0	10.29	10.30	11.01	10.69
γ 135.0	11.43	11.06	11.86	11.48
γ 140.0	11.93	11.81	12.01	12.59
γ 145.0	12.70	12.54	13.06	12.52
γ 150.0	13.25	12.81	13.60	13.14
γ 155.0	13.99	13.67	14.52	13.86
γ 160.0	14.52	14.45	14.91	14.44
γ 165.0	15.26	15.02	15.48	15.31
γ 170.0	15.99	15.73	15.73	15.74
γ 175.0	16.60	16.34	16.58	16.21
γ 180.0	16.58	16.58	16.58	16.58